



continuous flow instantaneous range LEAD FREE* UNION BALL VALVE

elson LF UNION BALL VALVES continuous flow instantaneous range

Elson has engineered a range of press LEAD FREE* DR Brass ball valves and continuous flow kits. elson press & flared union ball valves are manufactured with precision and quality in our company owned ISO9001 certified factory.



Quality without compromise:

- LEAD FREE* DR Brass
- Durable robust T handle
- Full flow ball
- Manufactured for longevity with quality materials
- German formulated O-Rings

The benefits of using elson Union LEAD FREE* DR Brass ball valves

- Fast & easy installation with continuous flow instantaneous heater kits
- Various sizes and combinations to suit your application
- LEAD FREE* DR Brass Health benefits for humans and our environment
- The Continuous flow instantaneous heater kits includes ball valves for both gas and water with an outlet fitting in various types and combinations



Technical Information

- Watermark Certificate WMKA21922, Conforms with AS5830.1
- AS/NZS 4020 Compliant
- Flared Water Ball Valve 2500 kPa Rated
- Flared Gas Ball Valve Body 1050 kPa Rated
- Gas Ball Valve Maximum Temperature 95 °C
- AGA Certificate AGA8350, Conforms with AS4617
- Press Water Ball Valve 1600 kPa Rated
- Press Gas Ball Valve Body 500 kPa Rated
- Water Ball Valve Maximum Temperature 99 °C

* Elson Lead Free copper alloy products are 99.9% Lead Free and contain less than 0.1% Lead by weight.

UNION BALL VALVES continuous flow instantaneous range LF PRESS UNION BALL VALVE KITS



Code	Description	GAS VALVE	WATER VALVE	WATER OUTLET
LF73720	elson LF PRESS UBV KIT GAS INSTANTANEOUS WATER HEATER LF DR BRASS G1/2 FI x DN15	G1/2 FI TO DN15 PRESS	G1/2 FI TO DN15 PRESS	G1/2 FI x DN15
LF73722	elson LF PRESS UBV KIT GAS INSTANTANEOUS WATER HEATER LF DR BRASS G3/4 FI x DN20	G3/4 FI TO DN20 PRESS	G3/4 FI TO DN20 PRESS	G3/4 FI x DN20
LF73723	elson LF PRESS UBV KIT GAS INSTANTANEOUS WATER HEATER LF DR BRASS G3/4 FI x DN20 GAS & G3/4 FI x DN15 WATER	G3/4 FI TO DN20 PRESS	G3/4 FI TO DN15 PRESS	G3/4 FI x DN15

Elson Australasia Pty Ltd

ABN 45 059 613 991

Version 2.2 Jan 2023

38 Eddie Road, Minchinbury NSW 2770

Tel: (02) 9625 7899

Fax: (02) 9625 7855

Email: sales@elson.net.au

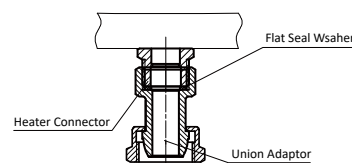
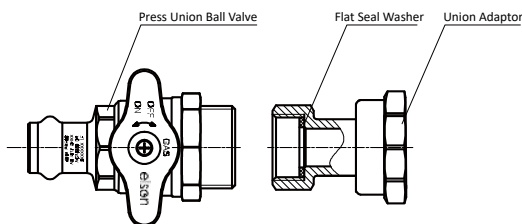
Code	Description	GAS VALVE	WATER VALVE	WATER OUTLET
LF73724	elson LF PRESS UBV KIT GAS INSTANTANEOUS WATER HEATER LF DR BRASS G3/4 FI x DN20 GAS & G1/2 FI x DN15 WATER	G3/4 FI TO DN20 PRESS 	G1/2 FI TO DN15 PRESS 	G1/2 FI x DN15
LF73725	elson LF PRESS UBV KIT GAS INSTANTANEOUS WATER HEATER LF DR BRASS G3/4 FI x DN15 GAS & G1/2 FI x DN15 WATER	G3/4 FI TO DN15 PRESS 	G1/2 FI TO DN15 PRESS 	G1/2 FI x DN15
LF73721	elson LF PRESS UBV KIT GAS INSTANTANEOUS WATER HEATER LF DR BRASS G3/4 FI x DN15	G3/4 FI TO DN15 PRESS 	G3/4 FI TO DN15 PRESS 	G3/4 FI x DN15
LF73693	elson LF PRESS BALL VALVE KIT GAS INSTANTANEOUS WATER LF DR BRASS G3/4 FI L/NUT x DN15 PRESS	G3/4 FI TO DN15 PRESS 	G3/4 FI TO DN15 PRESS 	G3/4 FI x DN15

Note: This item is Loose Nut Ball Valve Kit.

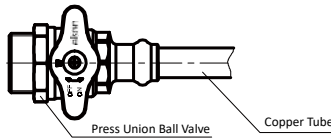
Elson LF Press union ball valve installation guide for instantaneous and continuous flow hot water heaters

Press union ball valve components comprise of 1 x press union ball valve with 1 x union adaptor including 1 x LF flat seal washer

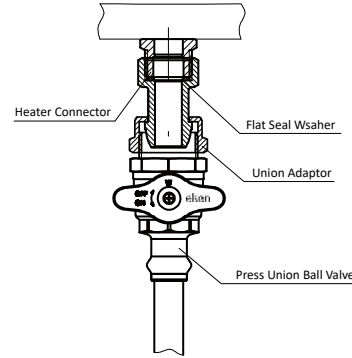
Step 1: Install flat seal washer in union adaptor nut. Attach to heater connector and tighten.



Step 2: Deburr copper tube internally and externally. Measure insertion depth then mark tube. Insert copper tube into press ball valve till insertion depth mark. Use an elson press approved pressing tool and jaw to complete joint. Ensure copper tube is long enough for connection to ball valve union.



Step 3: Install pressed union ball valve to union adaptor on heater in correct operating position then tighten to seal. Ensure all joints are firmly sealed and valve has not moved out of position during installation.

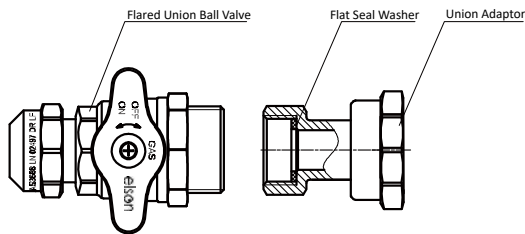


Code	Description	GAS VALVE	WATER VALVE	WATER OUTLET
LF73726	elson LF FLARED UBV KIT GAS INSTANTANEOUS WATER HEATER LF DR BRASS G1/2 FI x 15Cn	G1/2 FI TO 15Cn FLARED	G1/2 FI TO 15Cn FLARED	G1/2 FI x 15Cn
LF73728	elson LF FLARED UBV KIT GAS INSTANTANEOUS WATER HEATER LF DR BRASS G3/4 FI x 20Cn	G3/4 FI TO 20Cn FLARED	G3/4 FI TO 20Cn FLARED	G3/4 FI x 20Cn
LF73729	elson LF FLARED UBV KIT GAS INSTANTANEOUS WATER HEATER LF DR BRASS G3/4 FI x 20Cn GAS & G3/4 FI x 15Cn WATER	G3/4 FI TO 20Cn FLARED	G3/4 FI TO 15Cn FLARED	G3/4 FI x 15Cn
LF73730	elson LF FLARED UBV KIT GAS INSTANTANEOUS WATER HEATER LF DR BRASS G3/4 FI x 20Cn GAS & G1/2 FI x 15Cn WATER	G3/4 FI TO 20Cn FLARED	G1/2 FI TO 15Cn FLARED	G1/2 FI x 15Cn

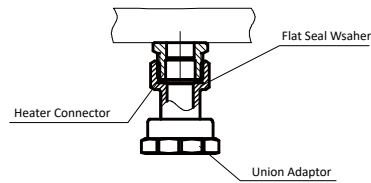
Code	Description	GAS VALVE	WATER VALVE	WATER OUTLET
73731	elson LF FLARED UBV KIT GAS INSTANTANEOUS WATER HEATER LF DR BRASS G3/4 FI x 15Cn GAS & G1/2 FI x 15Cn WATER	G3/4 FI TO Cn15 FLARED	G1/2 FI TO 15Cn FLARED	G1/2 FI x 15Cn
Code	Description	GAS VALVE	WATER VALVE	WATER OUTLET
73727	elson LF FLARED UBV KIT GAS INSTANTANEOUS WATER HEATER LF DR BRASS G3/4 FI x 15Cn	G3/4 FI TO Cn15 FLARED	G3/4 FI TO Cn15 FLARED	G3/4 FI x 15Cn

Eelson LF Flared union ball valve installation guide for instantaneous and continuous flow hot water heaters

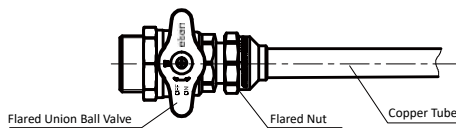
Flared union ball valve components comprise of 1 x flared union ball valve with 1 x union adapter including 1 x flat seal washer



Step 1: Install flat seal washer in union adapter nut. Attach to heater connector and tighten.



Step 2: Slide flared nut over copper tube. Use a copper flaring tool to flare the end of copper tube. Connect flared copper tube to union ball valve and tighten.



Step 3: Install flared union ball valve to union adaptor on heater in correct operating position then tighten to seal. Ensure all joints are firmly sealed and valve has not moved out of position during installation.

